
















HOST: IDA - Tamilnadu State Branch

Chennai Trade Centre
Nandambakkam, Chennai

7th, 8th & 9th February 2025



COURSE NO	PCC 4				
COURSE NAME	MASTER THE ART OF HARD TISSUE REGENERATION IN PERIODONTICS				
COURSE TYPE	LECTURE + HANDS ON				
COURSE INSTRUCTOR	<p>1. Prof DR. U. ARUNMOZHI PRINCIPAL & HOD (PERIO)</p> 				
COURSE CO-ORDINATORS	<p><u>Hands – on Co-ordinator</u></p> <table border="0"> <tr> <td> <p>1. Dr. Priyadarshini Contact No.: 97908 58580</p>  </td> <td> <p>2. Dr. S. Deepa Contact No.: 99439 61332</p>  </td> </tr> <tr> <td> <p>3. Dr. Antony Praveen Contact No.: 80729 72298</p>  </td> <td> <p>4. Dr. Vikram C Contact No.: 97900 70835</p>  </td> </tr> </table>	<p>1. Dr. Priyadarshini Contact No.: 97908 58580</p> 	<p>2. Dr. S. Deepa Contact No.: 99439 61332</p> 	<p>3. Dr. Antony Praveen Contact No.: 80729 72298</p> 	<p>4. Dr. Vikram C Contact No.: 97900 70835</p> 
<p>1. Dr. Priyadarshini Contact No.: 97908 58580</p> 	<p>2. Dr. S. Deepa Contact No.: 99439 61332</p> 				
<p>3. Dr. Antony Praveen Contact No.: 80729 72298</p> 	<p>4. Dr. Vikram C Contact No.: 97900 70835</p> 				
COURSE CO-MENTORS	<u>Lecture Wizards</u>				






HOST: IDA - Tamilnadu State Branch

Chennai Trade Centre
Nandambakkam, Chennai

7th, 8th & 9th February 2025



	<p>1. Dr. Shanmugapriya</p> 	<p>2. Dr. R. Kadhiresan</p> 
<p>ABOUT THE COURSE</p>	<p>Periodontitis causes destruction of alveolar process. The presence of periodontal osseous lesions is clinically significant in many ways. It relates to the associated loss of tooth support, to the site specificity of periodontal destruction, and to the possibility that ecological niches (deep pockets and furcation involvement) associated with some osseous lesions may represent site-specific risk factors or indicators for disease progression. Furthermore, a deficient ridge post extraction will pose a ponderous risk in placing an implant. Its functional and esthetical scores would jeopardize. Ergo, an intimate knowledge of bony defects associated with periodontal disease has become a mandate for a successful Periodontist. Thus, our Lecture and Hands – on training program will target on highlighting the various defect morphologies, its classification, diagnostic approaches, divergent options in the biomaterials used for regeneration and the various treatment modalities.</p> <p>The field of surgical periodontics has undergone a major metamorphosis over time to provide a functionally as well as an aesthetically pleasing outcome for all patients. Nonetheless, osseous regeneration has also evolved dramatically and crossed various milestones. Lecture sessions (upto 100 registrants) by the wizards in the field, followed by video demonstration will kindle the surgical inquisitiveness in all delegates. The hands-on training program on animal model (restricted to 20 participants) will enhance the surgical skills at preliminary and advanced levels.</p>	
<p>VENUE</p>	<p>Sri Venkateswara Dental College & Hospital, Thalambur, Chennai</p>	
<p>DATE AND TIME</p>	<p>06/02/2025 8:30AM - 5:00PM</p>	



HOST: IDA - Tamilnadu State Branch

 Chennai Trade Centre
Nandambakkam, Chennai

 7th, 8th & 9th February 2025



COURSE DURATION	One day
TARGET AUDIENCE	Interns, Post – Graduates, General practitioners.
COURSE FEES	Lecture Rs. 1000/- Hands – on Rs.2500/-
MAXIMUM NO. OF PARTICIPANTS	Lecture : 100 participants. Hands – on : 20 participants.
SPECIAL INSTRUCTIONS IF ANY	Instruments to brought by Hands on registrants <ol style="list-style-type: none">1. BP handle2. BP blade3. Needle holder4. Scissors5. Periosteal elevator6. Tissue holding forceps